

Date: 30 April, 2025

Email: [dcdprincipal@gamil.com](mailto:dcdprincipal@gamil.com)

Website: [www.dahiwadicollege.in](http://www.dahiwadicollege.in)



# Student Satisfaction Survey REPORT 2024-25

Criterion II Teaching- Learning and Evaluation

Rayat Shikshan Sanstha's,

## Dahiwadi College Dahiwadi

Tal-Man, Dist-Satara-415508



# CONTENTS

INTRODUCTION _____	2
METHODOLOGY OF SURVEY _____	2
PAHSES OF STUDENT SATISFACTION SURVEY _____	2
OVERALL SAMPLE SIZE _____	2
ANALYSIS, INTERPRITATION AND ACTION TAKEN _____	3
CONCLUSION _____	8
EVIDENCES OF ACTION TAKEN _____	9
ANNEXURE II: GOOGLE FORM WITH QUESTIONS AND RESPONSES ___	11

## Student Satisfaction Survey Feedback Analysis Report

### ✚ **Academic Year: 2024-25**

### ✚ **Introduction:**

Rayat Shikshan Sanstha's, Dahiwadi college Dahiwadi reaccredited "A<sup>++</sup> grade by NAAC has clear focus on excellence in academics, co-curricular activities and an overall growth of all stakeholders. The IQAC committee takes regular feedback from students to ensure improvements wherever required and conducts Student Satisfaction Survey (SSS) for the academic year 2024-25 to monitor and analysis the student's perception about Teaching – Learning and evaluation process, which will help to upgrade the quality in higher education of college. This report will analyse the latter in a detailed manner.

### ✚ **Method of Survey:**

A standard multiple choice question format of the feedback pro-forma was devised by using the questionnaire on teaching-learning and evaluation recommended by the NAAC on Google form. It was an anonymous survey to maintain objectivity in the entire process. In this online survey, feedback was taken from a randomly across all programs viz. Commerce and Management, Science and Arts. The recorded student's response for this survey has analysed using software which will aggregate the response and generate the score of student satisfaction survey.

### ✚ **Phases of Student Satisfaction Survey:**

The following are the Phases of Student Satisfaction Survey,

- Designing of an online questionnaire
- Collection of student feedback
- Interpretation and analysis of results
- Communication of results to the Principal
- Communication of results to person/in-charges/department concern
- Action Plan
- Action Taken Report

### ✚ **Overall Sample Size:**

- Total no of students (UG + PG) enrolled in the college: 1560
- The responses where received from students across all disciplines offered by the college:

## ✚ Analysis, interpretation and action taken:

### Part I: Student Profile Analysis

#### Q.A: First Response Confirmation

##### Interpretation:

- **99.4% students answered “Yes”** (Page 1 chart)  
→  Indicates **high data reliability and authenticity**

#### Q.B: Age Distribution

##### Interpretation:

- Majority students are in **18–21 age group** (Page 1 bar chart)  
→  Represents **UG dominant participation**

#### Q.C: Gender

##### Interpretation:

- **Female: 67.7%**
- **Male: 32.3%** (Page 2 pie chart)  
→  Strong participation of female students

#### Q.D: Degree Program

##### Interpretation:

- **93.2% Bachelor’s students** (Page 2 chart)  
→  Survey mainly reflects **undergraduate perception**

#### Q.E: Subject Area

##### Interpretation: (Page 2 chart)

- Arts: **30.1%**
- Commerce: **26.5%**
- Science: **24.4%**  
→  Balanced representation across streams

### Part II: Student Satisfaction Survey on Teaching Learning Process

#### Feedback Q. 1: How much of the syllabus was covered in the class?

##### Interpretation:

- **78.6% reported 85–100% syllabus covered**
- **16.7% reported 70–84%**  
→  Excellent syllabus completion

**Action Taken:**

- Strict academic planning & monitoring

**Feedback Q. 2: How well did the teachers prepare for the classes?****Interpretation:**

- **56.4% satisfactory, 30.6% thorough**  
→  Strong preparation by faculty

**Action Taken:**

- Encourage ICT-based lesson planning

**Feedback Q. 3: How well were the teachers able to communicate?****Interpretation:**

- **75.9% effective communication, 14.1% always effective**  
→  Very good communication skills

**Feedback Q. 4: The teacher's approach to teaching can best be described as****Interpretation:**

- **62% Good, 25% Very Good, 10.7% Excellent**  
→  Student-friendly approach

**Feedback Q. 5: Fairness of the internal evaluation process by the teachers.****Interpretation:**

- **75.9% usually fair, 13.2% always fair**  
→  Transparent evaluation system

**Feedback Q. 6: Was your performance in Unit Tests/assignments/prelim examination discussed with you?****Interpretation:**

- **81.6% usually discussed, 11.5% always**  
→  Good feedback mechanism

**Feedback Q. 7: The institute takes active interest in promoting internship, student exchange, field visit opportunities for students.****Interpretation:**

- **72% sometimes, 13.7% regularly**  
→  Needs improvement

**Action Taken:**

- Strengthen industry collaboration

**Feedback Q. 8: The teaching and mentoring process in your institution facilitates you in cognitive, social and emotional growth.****Interpretation:**

- **57.5% very well, 33.3% significantly**  
→  Strong mentoring system

**Feedback Q. 9: The institution provides multiple opportunities to learn and grow.**

**Interpretation:**

- 58.1% agree, 35.3% strongly agree  
→  Good academic exposure

**Feedback Q. 10: Teachers inform you about your expected competencies, course outcomes and programme outcomes.**

**Interpretation:**

- 76.5% usually informed  
→  Effective communication of outcomes

**Feedback Q. 11: Your mentor does a necessary follow-up with an assigned task to you.**

**Interpretation:**

- 75.2% usually, 15.6% always  
→  Functional mentor system

**Feedback Q. 12: The teachers illustrate the concepts through examples and applications.**

**Interpretation:**

- 76.1% usually, 15.6% always  
→  Good teaching clarity

**Feedback Q. 13: The teachers identify your strengths and encourage you with providing right level of challenges.**

**Interpretation:**

- 71.2% reasonably, 16% fully  
→  Supportive teaching

**Feedback Q. 14: Teachers are able to identify your weaknesses and help you to overcome them.**

**Interpretation:**

- 71.2% reasonably, 16% fully  
→  Supportive teaching

**Feedback Q. 15: The institution makes effort to engage students in the monitoring, review and continuous quality improvement of the teaching learning process.**

**Interpretation:**

- 59.2% agree, 31.6% strongly agree  
→  Active student involvement

**Feedback Q. 16: The institute/ teachers use student centric methods, such as experiential learning, participative learning and problem solving methodologies for enhancing learning experiences.**

**Interpretation:**

- 70.1% moderate, 18.4% great extent  
→  Needs enhancement

**Feedback Q. 17: Teachers encourage you to participate in extracurricular activities.**

**Interpretation:**

- 62.8% agree, 28.8% strongly agree  
→  Good encouragement

**Feedback Q. 18: Efforts are made by the institute/ teachers to inculcate soft skills, life skills and employability skills to make you ready for the world of work.**

**Interpretation:**

- 69% moderate, 19.7% great extent  
→  Scope for improvement

**Feedback Q. 19: What percentage of teachers use ICT tools such as LCD projector, Multimedia, etc. while teaching.**

**Interpretation:**

- 60.3% (70–89%), 22% above 90%  
→  Strong ICT integration

**Feedback Q. 20: The teachers discussed programme outcome, programme specific outcomes and Course outcomes with you.**

**Interpretation:**

- 95.7% Yes  
→  Excellent transparency

**Feedback Q. 21: The programme outcome, programme specific outcomes and Course outcomes displayed on website and in campus.**

**Interpretation:**

- 62% agree, 27.8% strongly agree  
→  Overall satisfaction is **Very High**

**Feedback Q. 22: The overall quality of teaching-learning process in your institute is very good.**

**Interpretation:**

- Level 1 & Level 4 dominate (~63%)  
→  Good outcome achievement

**Feedback Q. 23: Give three observation / suggestions to improve the overall teaching – learning experience in your institution.**

**Key Suggestions (Pages 12–16):**

- Increase **placement opportunities**
- Improve **ICT tools & digital classrooms**
- Enhance **practical learning & lab work**
- Reduce fees (some responses)

**Action Taken:**

- Placement drives planned
- Smart classrooms enhancement
- Industry interaction programs
- 

**✚ Conclusion**

The SSS 2024–25 analysis indicates:

- ✓ Strong teaching-learning system
- ✓ High student satisfaction
- ✓ Effective communication & evaluation

△□ Improvement needed in:

- Internships & placements
- Skill-based training
- Advanced ICT usage


The institution is committed to **continuous quality enhancement** through IQAC initiatives.

**Feedback Prepared by:** Miss. B. R. Patil, Chairman Criterion II

**Analysis and Report Prepared By:** Dr. S. B. Kumbhar, IQAC Coordinator



**Sign of IQAC Coordinator:** Dr. S. B. Kumbhar, IQAC Coordinator

  
**I/c Principal**  
 Dahiwadi College Dahiwadi  
 Tal. Man, Dist. Satara

**Sign of Principal:** Prof. Dr. S. M. Khetre

### Annexure I: List of Evidence of Action Taken

Sr. No.	Que. No.	Name of Document	Page No.
1	1	Syllabus Completion reports of subject teachers planning	
2	2	Use of ICT Based tools in teaching and learning process	
3	7	Internship, field visits	
4	16	Student Centric Activity of all department	
5	18	Placement, Carrere oriented activity, LBI Activity	
6			
7			

## **Annexure II: Google Form with Questions and Responses**

# Student Satisfaction Survey



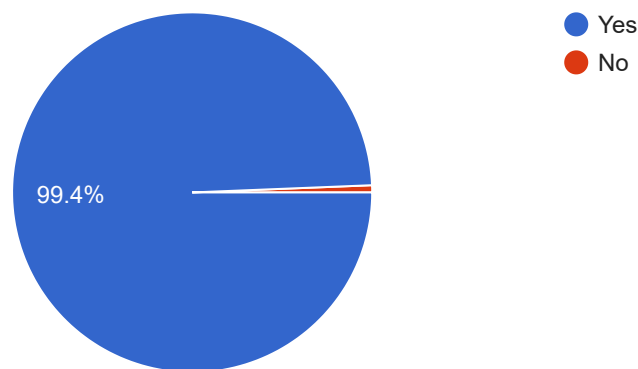
## Rayat Shikshan Sanstha's Dahiwadi College Dahiwadi Student Satisfaction Survey (SSS) 2024-25

1560 responses

A) Please confirm this is the first and only time you answer this survey

[Copy](#)

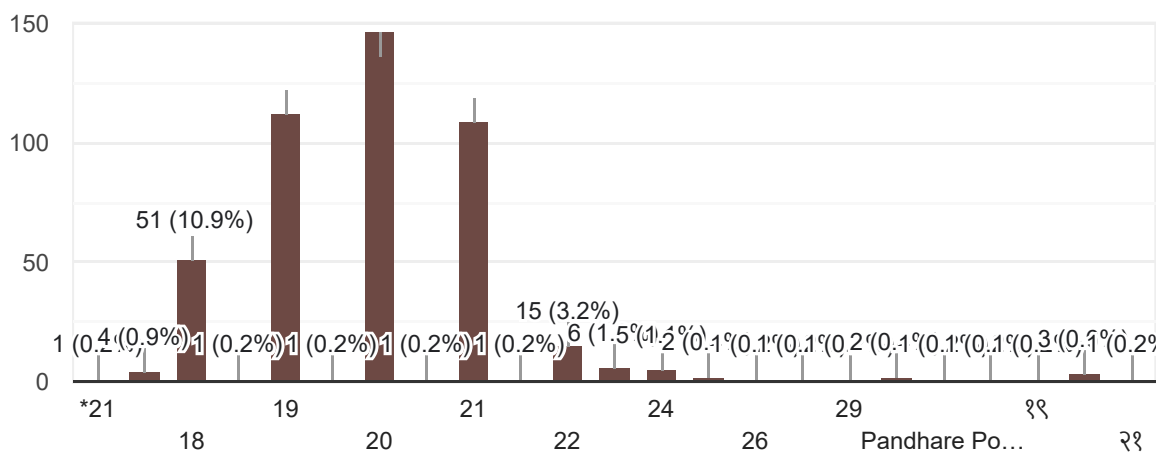
1560 responses



B) Age

[Copy](#)

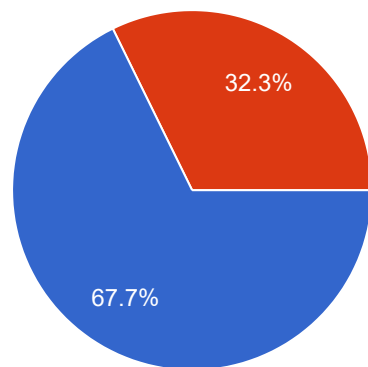
1560 responses



### D) Gender:

 Copy

1560 responses

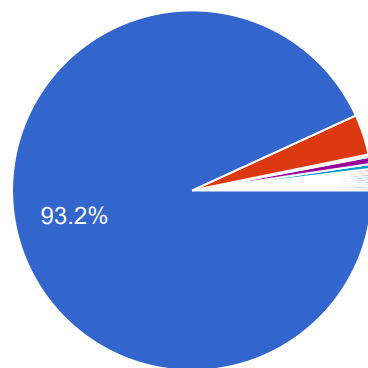


- a) Female
- b) Male
- c) Transgender

### D) What degree program are you pursuing now?

 Copy

1560 responses



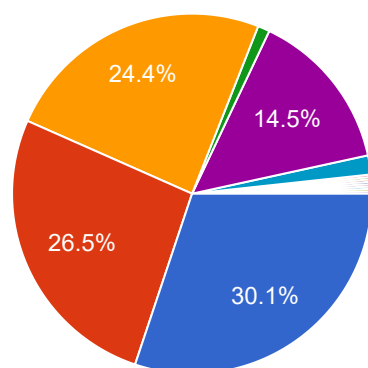
- a) Bachelor's
- b) Master's
- c) MPhil
- d) Doctorate
- Yes
- Student
- Government officer
- Iiti

▲ 1/2 ▼

### E) What subject area are you currently pursuing?

 Copy

468 responses



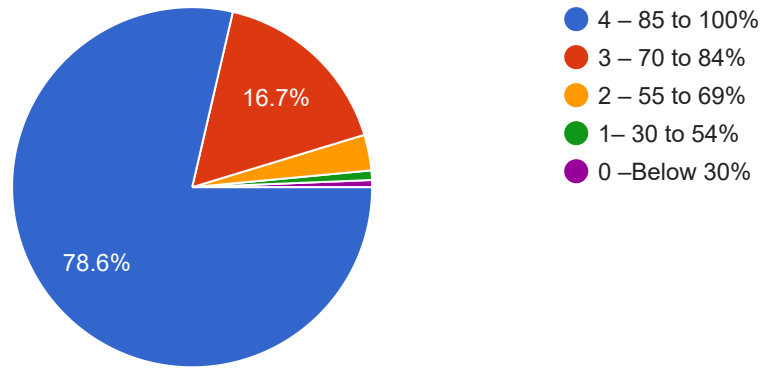
- a) Arts
- b) Commerce and Management
- c) Science
- d) Professionals
- BCA
- Bca
- Defense study
- Defenc study

▲ 1/2 ▼

**Q. 1: How much of the syllabus was covered in the class? (वर्गातील किती अभ्यासक्रम पूर्ण केला होता?)**

[Copy](#)

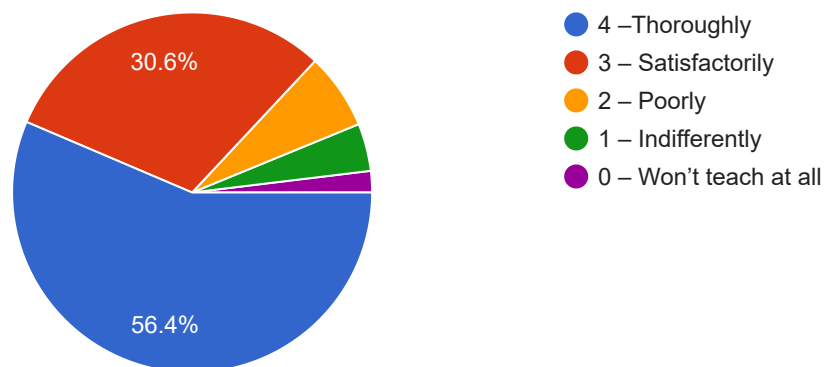
1560 responses



**Q. 2: How well did the teachers prepare for the classes? (शिक्षकांनी वर्गासाठी किती चांगली तयारी केली?)**

[Copy](#)

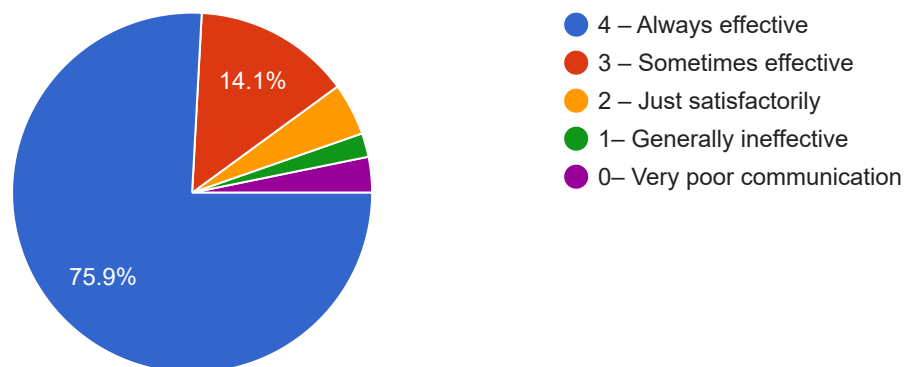
1560 responses



**Q. 3: How well were the teachers able to communicate? (शिक्षक किती चांगले संवाद साधू शकले?)**

[Copy](#)

1560 responses

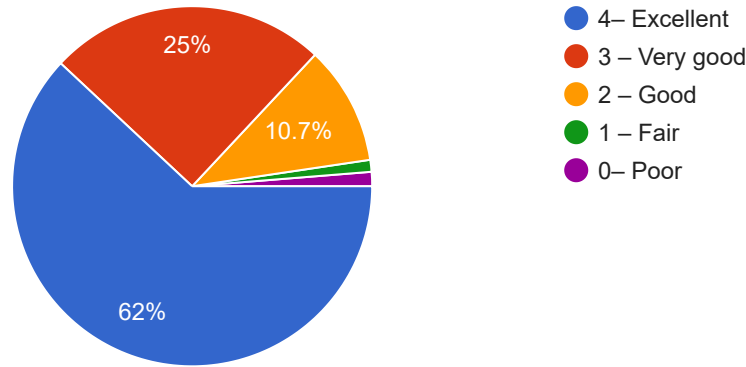


**Q. 4: The teacher's approach to teaching can best be described as**

[Copy](#)

(शिक्षकाच्या शिकवण्याच्या दृष्टिकोनाचे वर्णन उत्तम प्रकारे करता येईल)

1560 responses

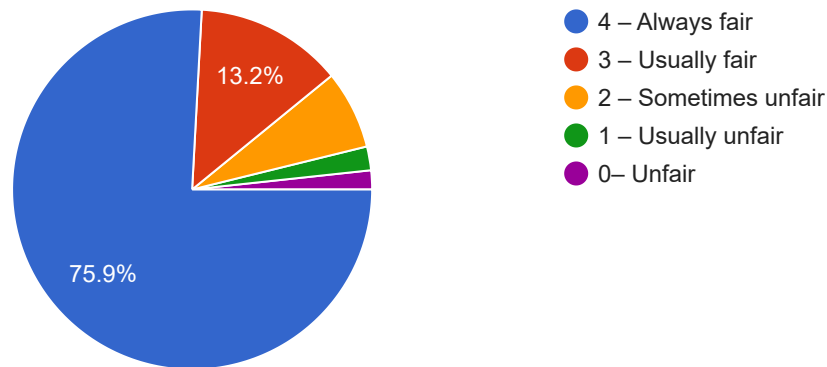


**Q. 5: Fairness of the internal evaluation process by the teachers.**

[Copy](#)

(शिक्षकांद्वारे अंतर्गत मूल्यमापन प्रक्रियेची निष्पक्षता.)

1560 responses



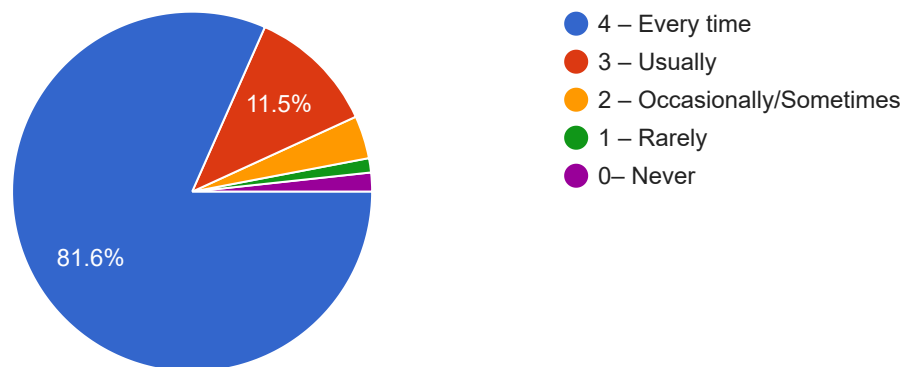
**Q. 6: Was your performance in Unit Tests/assignments/prelim**

[Copy](#)

**examination discussed with you?** (युनिट टेस्ट/असाइनमेंट/प्रिलिम परीक्षेतील

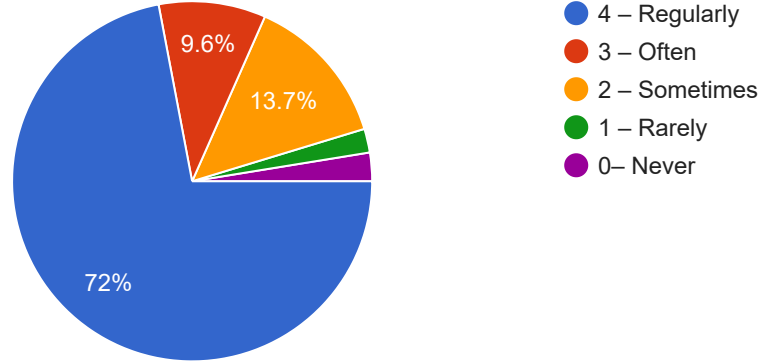
तुमच्या कामगिरीबद्दल तुमच्याशी चर्चा झाली का?)

1560 responses



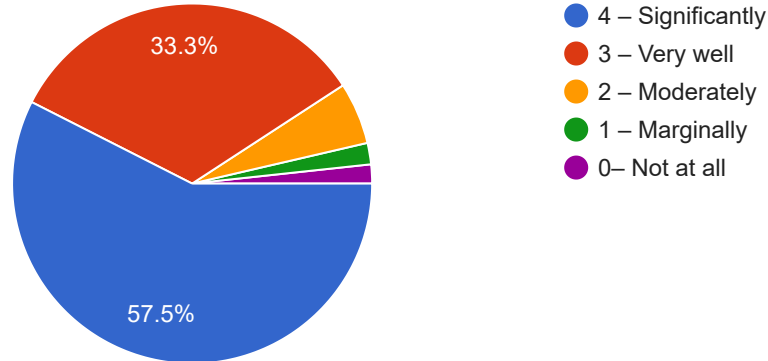
**Q. 7: The institute takes active interest in promoting internship, student exchange, field visit opportunities for students.** (कॉलेज इंटरनशिप, विद्यार्थी देवाणघेवाण, विद्यार्थ्यांसाठी क्षेत्र भेटीच्या संधींना प्रोत्साहन देण्यासाठी सक्रिय रस घेते.)

1560 responses



**Q. 8: The teaching and mentoring process in your institution facilitates you in cognitive, social and emotional growth.** (तुमच्या संस्थेतील अध्यापन आणि मार्गदर्शन प्रक्रिया तुम्हाला संज्ञानात्मक, सामाजिक आणि भावनिक वाढ करण्यास मदत करते.)

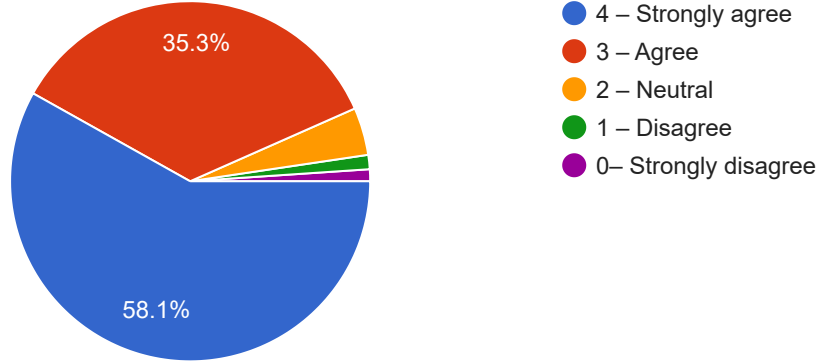
1560 responses



**Q. 9: The institution provides multiple opportunities to learn and grow.**

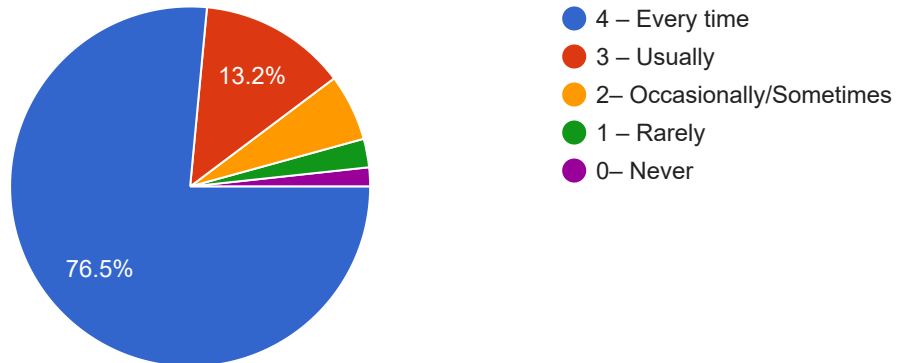
(संस्था शिकण्याच्या आणि वाढण्याच्या अनेक संधी प्रदान करते.)

1560 responses

**Q. 10: Teachers inform you about your expected competencies, course**

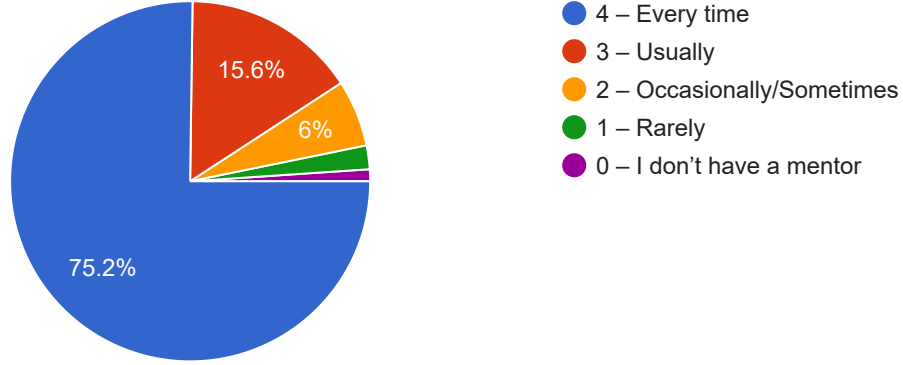
**outcomes and programme outcomes.** (शिक्षक तुम्हाला तुमची अपेक्षित क्षमता, अभ्यासक्रमाचे परिणाम आणि कार्यक्रमाच्या निकालांबद्दल माहिती देतात.)

1560 responses



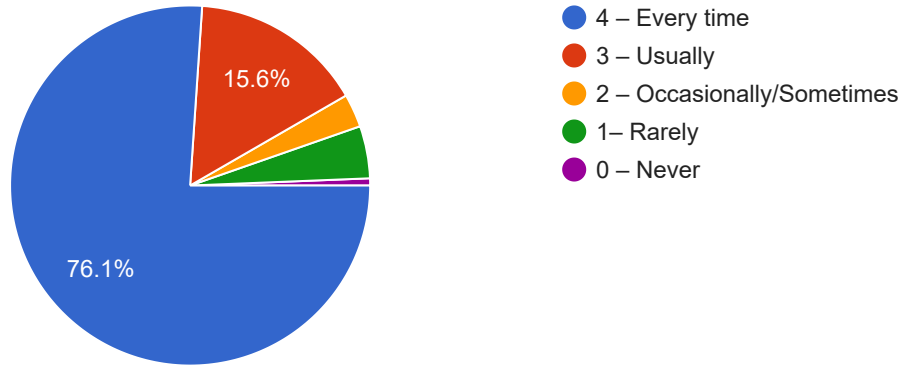
**Q. 11: Your mentor does a necessary follow-up with an assigned task to you.** (तुमचा शिक्षक पालक तुम्हाला नियुक्त केलेल्या कामाचा आवश्यक पाठपुरावा करतो.)

1560 responses



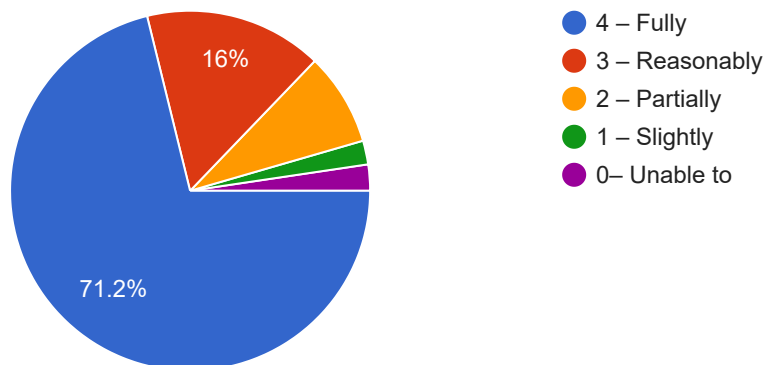
**Q. 12: The teachers illustrate the concepts through examples and applications.** (शिक्षक उदाहरणे आणि अनुप्रयोगाद्वारे संकल्पना स्पष्ट करतात.)

1560 responses



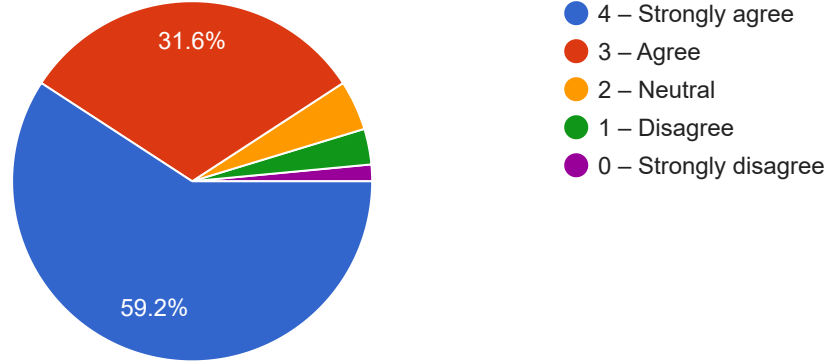
**Q. 14: Teachers are able to identify your weaknesses and help you to overcome them.** (शिक्षक तुमच्या कमकुवतपणा ओळखण्यास आणि त्यावर मात करण्यास मदत करण्यास सक्षम आहेत.)

1560 responses



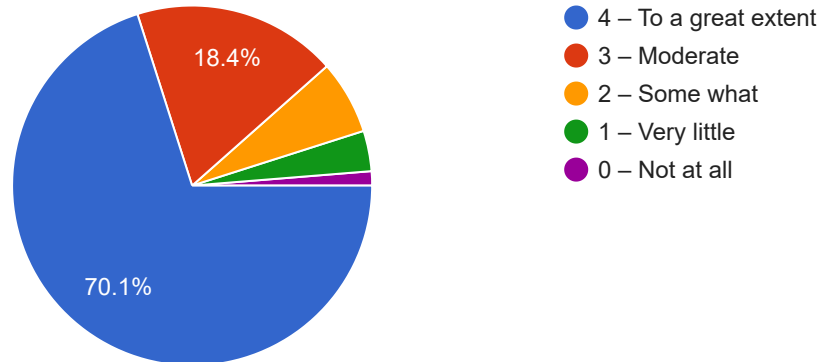
**Q. 15: The institution makes effort to engage students in the monitoring, review and continuous quality improvement of the teaching learning process.** (अध्यापन शिकण्याच्या प्रक्रियेचे निरीक्षण, पुनरावलोकन आणि सतत गुणवत्ता सुधारण्यासाठी संस्था विद्यार्थ्यांना गुंतवून ठेवण्याचा प्रयत्न करते.)

1560 responses



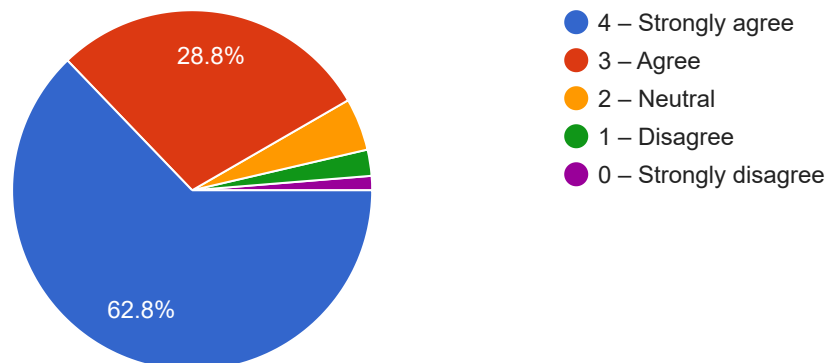
**Q. 16: The institute/ teachers use student centric methods, such as experiential learning, participative learning and problem solving methodologies for enhancing plearning experiences.** (संस्था/शिक्षक विद्यार्थी केंद्रित पद्धतींचा वापर करतात, जसे की अनुभवात्मक शिक्षण, सहभागी शिक्षण आणि समस्या सोडवण्याच्या पद्धती.)

1560 responses



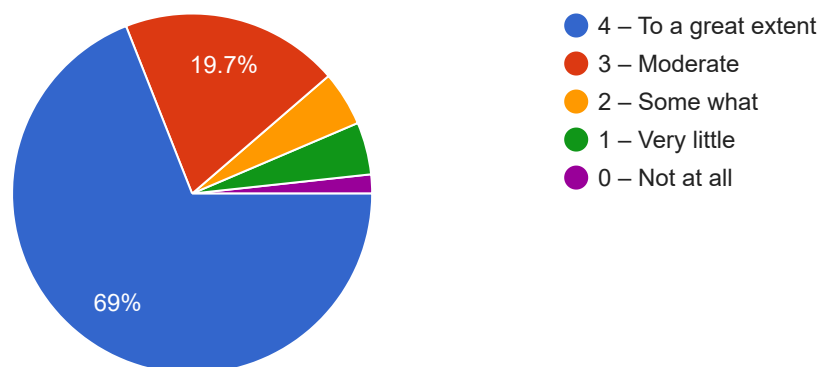
**Q. 17: Teachers encourage you to participate in extracurricular activities.** (शिक्षक तुम्हाला अतिरिक्त क्रियाकलापांमध्ये सहभागी होण्यासाठी प्रोत्साहित करतात.)

1560 responses



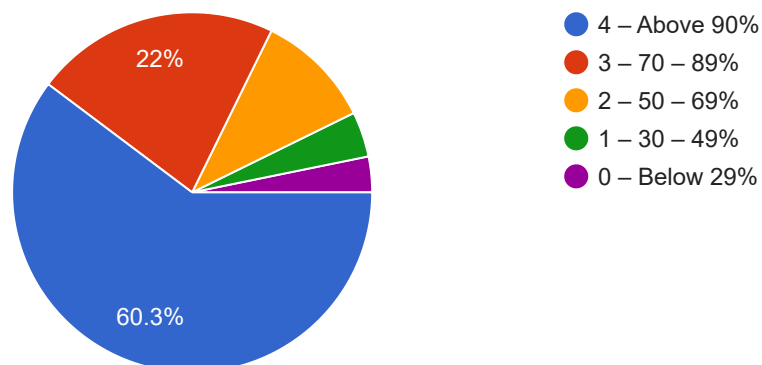
**Q. 18: Efforts are made by the institute/ teachers to inculcate soft skills, life skills and employability skills to make you ready for the world of work.** (तुम्हाला कामाच्या जगासाठी तयार करण्यासाठी सॉफ्ट स्किल्स, लाइफ स्किल्स आणि रोजगारक्षमता कौशल्ये विकसित करण्यासाठी संस्था/शिक्षकांकडून प्रयत्न केले जातात.)

1560 responses



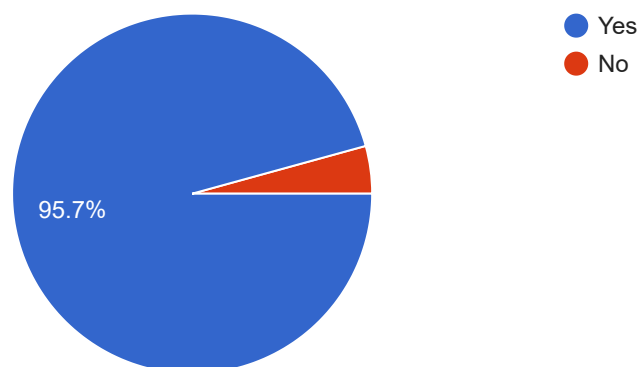
**Q. 19: What percentage of teachers use ICT tools such as LCD projector, Multimedia, etc. while teaching.** (शिकवताना किती टक्के शिक्षक LCD प्रोजेक्टर, मल्टीमीडिया इत्यादी ICT साधनांचा वापर करतात.)

1560 responses



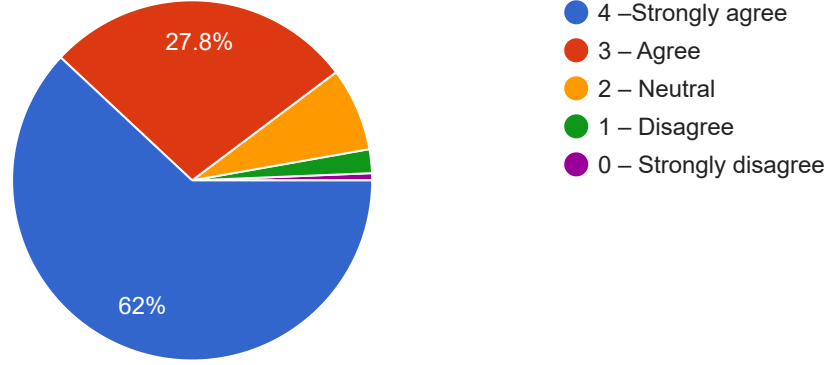
**Q. 20 : The Programme outcome, Programme specific outcomes and Course outcomes displayed on website and in campus.** ( Programme outcome , Programme specific outcomes आणि Course outcomes वेबसाइटवर आणि कॅम्पसमध्ये प्रदर्शित केले जातात.)

1560 responses



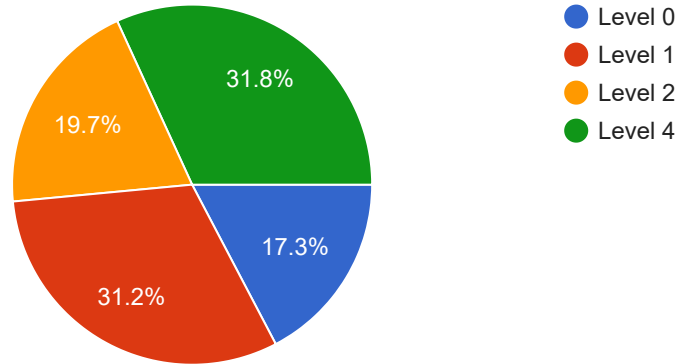
**Q. 21: The overall quality of teaching-learning process in your institute is very good.** (तुमच्या कॉलेज मधील अध्यापन-अध्ययन प्रक्रियेची एकूण गुणवत्ता खूप चांगली आहे)

1560 responses



**Q. 22: Level of Programme outcome you achieved** (तुमच्या मते Programme outcome ची पातळी गाठली)

1560 responses



**Q. 23: Give three observation / suggestions to improve the overall teaching – learning experience in your institution.** (तुमच्या कॉलेज मधील एकूण अध्यापन व शिकण्याचा अनुभव सुधारण्यासाठी तीन निरीक्षणे/सूचना द्या.)

1560 responses

No

No

Good

Very good

Nothing

.

Yes

Placement

Good

Reduce fees

Ok

Yes

No suggestion

Reduce fee

Best

-

Teaching better

BCA fees should be less

Very good

Everything is good

All is very good

Fill the exam form online

Should arrange more companies for placement

- 1) use better graphics and visual media to engage students well.
- 2) try to reach every student and ask for their doubts.

Give placement opportunities

Nice

BCA fees should be less

Experienced teacher

Nahi

No excuses

4

Development of class

Increase lab sessions, case studies, and industry projects for applied learning.

Partner with companies for internships, workshops, and guest lectures.

NA

Should arrange placement Drive for last year student

-

No suggestions

Improve campus

3

Best

No excuses

नाही

Digital classroom

Should arrange placement drive in the college for last year students in the college

..

Nothing

Study readings  
And writing

All is well

.

Placement

Good teaching

1. Interactive and Practical Learning .
2. Use of Technology in Teaching.
3. Regular Feedback and Mentorship.

Good teachings

Placement drive in the collage

- 1 improve campus
- 2 improve campus selection and company are not come in college for Students interview
- 3 . improve faculties performance

1)Need to give a break for them in a class just for 5 minutes.2)dont tell them to maintain class work because why I am intimating this means every one want to have a running notes that's helps them in next level to them.3)take a strict action if the student is on drug addict because only staffs can help them to leave these kind of bad habits.one who is linien to the student then the students takes in the staffs work.

Nice collage

Teaching better

1. teachers must be communicative.
2. more discipline is to be needed.
3. information technologies must be improved.

All is very good

No suggestions very good overall teaching

Lcd project is compelsary

Arrange Placement Camp

Teacher learn in solve a example

Every thing is good

1.शिकवण्याच्या विविध शैली. 2.आधुनिक तंत्रज्ञानाचा वापर करावा

....

1. Use technology
2. Encourage active learning

Nint vachne

Changle shikvatat

Great

- 1 ) clean classroom
- 2) use of LCD
- 3) first complete syllabus

Very good

Viey nice

Fill the online exam form

Experienced techer

Should more companies for placement

- 1)Wifi free for all students
- 2) lcd projector use for study
- 3) online course selection Free from college

१. अध्यापन आणि शिक्षणाच्या ज्ञानाचा अभ्यास करा. २.विविध रणनीती वापरून शिकवा.  
३.विद्यार्थ्यांना त्यांच्या कामगिरीची माहिती देण्यासाठी मूल्यांकनाचा वापर करा.

Shou

yes

मोठा लॅब

कॉलेज मध्ये आणखी LCD projector असावेत, विद्यार्थ्यांसाठी खुली जीम असावी

1.This college is very good  
2.college facility are very good  
College teacher is always good teach

१) best teaching

Teaching

Exllent

Arrange quality geaust lectures

Fr

Everything is Good

Should arrange Placement for last year, reduce fee,

Understanding

Good  
Excellent

Complete syllabus properly  
provide the notes  
Helping to solve the errors in project

Improve campus  
College canteen  
Improve festival quality

Placement com in college

Exam chay aadhi jasth raph ka nay dele payje

Na

Improve faculty performance, improve campus

1 . Projector cha vapar karayla hava

2.

208 more responses are hidden

This content is neither created nor endorsed by Google. - [Contact form owner](#) - [Terms of Service](#) - [Privacy Policy](#).

Does this form look suspicious? [Report](#)

Google Forms

